

City of Orange Beach STATE OF THE CITY 2021

Mayor
Tony Kennon



“Welcome to Orange Beach, Alabama”



MAYOR TONY KENNON
City Council: Jeff Silvers, Annette Mitchell, Joni Blalock,
Jerry Johnson and Jeff Boyd.



2020 CHALLENGES

- COVID-19 - Beaches closed March 19 to April 30, 2020 due to COVID-19 precautions. Total change in how businesses operated due to state mandates. (Limited capacity, 6-ft distancing, masks, etc)



- Hurricane Sally makes landfall on September 16, 2020, exactly 16 years to the day of Hurricane Ivan's landfall in 2004.
- Strong / Slow Cat 2, 30" rainfall, historic flooding

HURRICANE SALLY – SEPT. 16, 2020



CITY RECOVERED IN RECORD TIME



2021 CHALLENGES

- HAILSTORM April 10, 2021



HAIL REPORTS	
Last 24 HOURS	
Henderson, TX	3.00"
Italy, TX	3.00"
Orange Beach, AL	3.00"
Blue Springs, MS	2.50"
Josephine, AL	2.50"



1,521 likes

spannwx More photos of hail on the Alabama Gulf Coast this morning at Orange Beach. Some hailstones are larger than 2 inches in diameter; I'm afraid there is considerable hail damage.

CONDITIONS: 36561

TODAY	APR 10	TONIGHT	APR 10	TOP
76° HI RealFeel® 81°	⚡	64° LO RealFeel® 62°	☁	8

2021 CHALLENGES

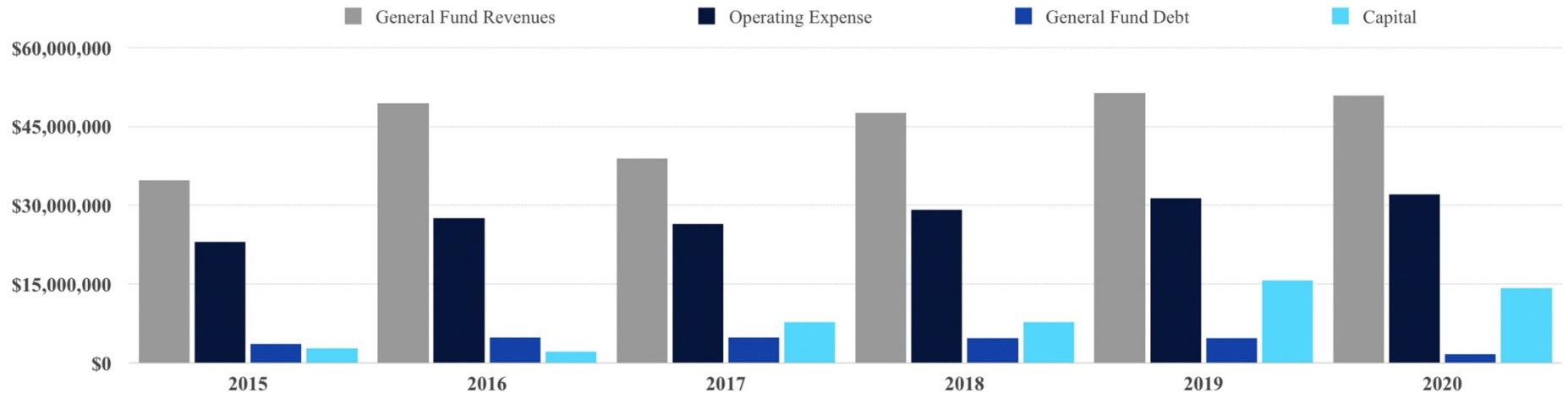
- HAILSTORM April 10, 2021
- -85 City Vehicles Damaged
- ALL City Roofs Damaged (est \$4-5M)



Resilient Community and Progress Continues

REVENUE AND EXPENSES– 2015-2020

	2015	2016	2017	2018	2019	2020
General Fund Revenues	\$34,796,627	\$49,426,401 *	\$38,914,148	\$47,553,342	\$51,378,097	\$50,906,453
Operating Expense	\$23,014,237	\$27,607,758	\$26,464,781	\$29,147,371	\$31,310,436	\$32,041,389
General Fund Debt	\$3,658,722	\$4,871,750	\$4,867,250	\$4,754,520	\$4,736,224	\$1,672,503
Capital	\$2,718,355	\$2,181,293	\$7,760,867	\$7,741,527	\$15,700,831	\$14,185,624



* (Note: Revenues and expenses from enterprise funds are not included, and 2016 revenue includes \$10 million from BP oil spill settlement.)

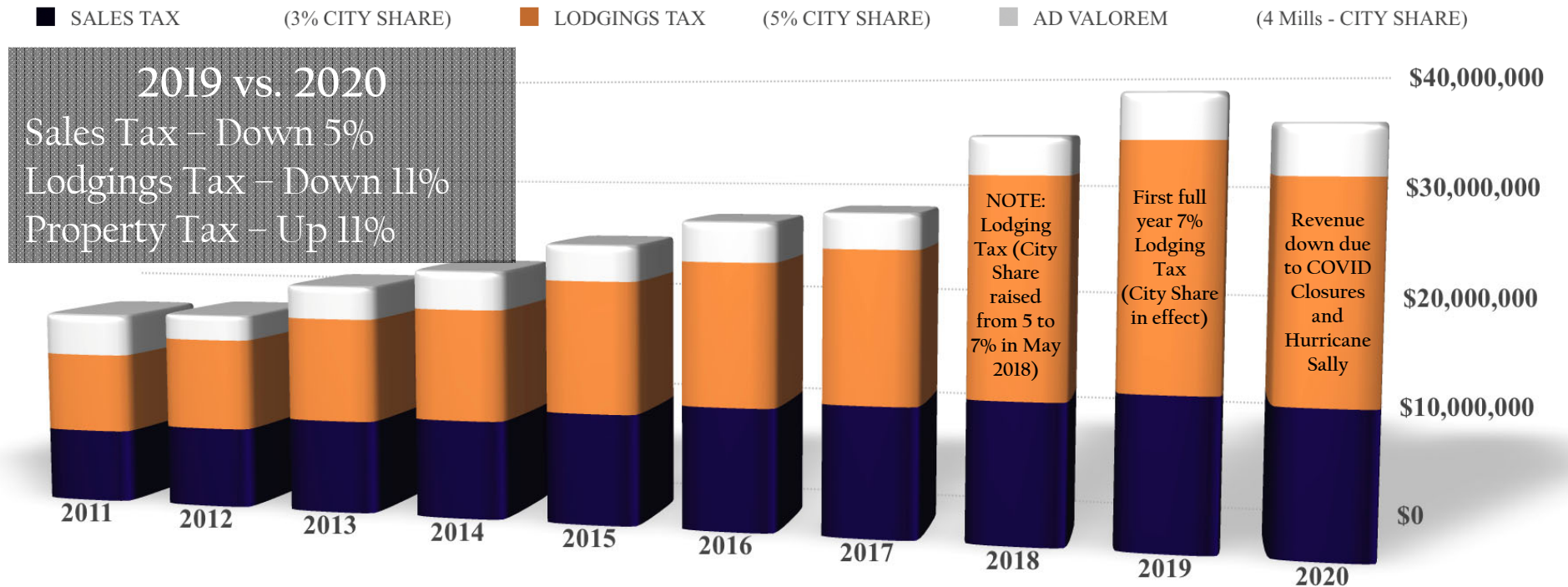
STRENGTH OF ORANGE BEACH

- AAI BOND RATING (MOODY'S)
- AA-PLUS BOND RATING (S&P)
- ASSESSED PROPERTY VALUE OVER \$1 BILLION

Resilient Community and Progress Continues

SALES, LODGINGS AND AD VALOREM TAX REVENUE – 2011-2020

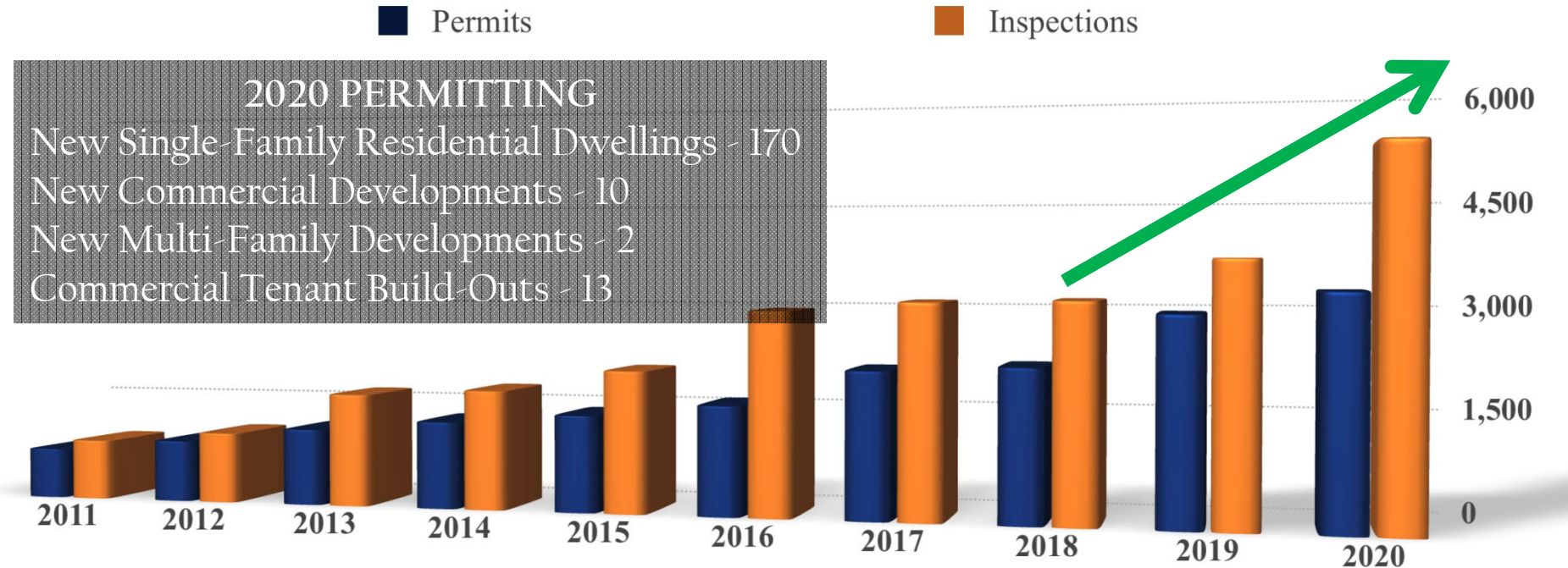
	2011	2012	2013	2014	2015	2016	2017	2018	2019	2020
SALES TAX (3% CITY SHARE)	\$6,674,168	\$7,339,442	\$8,493,009	\$8,963,445	\$10,029,023	\$11,021,742	\$11,598,228	\$12,420,889	\$13,368,161	\$12,705,991
LODGINGS TAX (5% CITY SHARE)	\$7,261,598	\$8,340,630	\$9,439,817	\$10,111,485	\$11,867,737	\$12,768,855	\$13,507,053	\$19,091,685	\$21,192,560	\$18,884,477
AD VALOREM (4 Mills - CITY SHARE)	\$3,850,368	\$2,334,952	\$3,070,401	\$3,536,394	\$3,273,130	\$3,588,538	\$3,180,461	\$3,370,208	\$3,999,324	\$4,449,484



Resilient Community and Progress Continues

BUILDING PERMITS AND INSPECTIONS – 2011-2020

	2011	2012	2013	2014	2015	2016	2017	2018	2019	2020
Permits	745	910	1,129	1,283	1,419	1,599	2,125	2,199	2,947	3,263
Inspections	890	1,044	1,666	1,756	2,075	2,956	3,091	3,121	3,706	5,292



2020 vs 2018

48% INCREASE IN PERMITS ~ 69% INCREASE IN INSPECTIONS

Orange Beach Population Indicators

Sewer Flow Data

ORANGE BEACH WASTEWATER PLANT FLOWS

		2014	2015	2016	2017	2018	2019	2020
Jan	mgd	1.33	1.24	1.3	1.42	1.59	1.78	1.69
Feb	mgd	1.43	1.44	1.46	1.71	1.89	1.83	1.87
March	mgd	1.99	1.8	1.96	2.12	2.15	2.34	1.96
April	mgd	2.05	2.02	1.91	2.3	2.07	2.28	1.36
May	mgd	2.31	2.25	2.24	2.18	2.4	2.54	2.7
June	mgd	2.87	3.07	2.85	3.42	3.31	3.53	3.52
July	mgd	3.33	3.39	3.45	3.71	3.77	3.63	3.76
August	mgd	2.31	2.37	2.23	2.43	2.57	2.48	3.02
September	mgd	1.79	1.89	2.09	2.29	2.32	2.2	2.38
October	mgd	1.71	1.72	1.8	2.17	2.22	2.06	1.94
November	mgd	1.22	1.33	1.33	1.9	1.81	1.59	1.69
December	mgd	1.04	1.07	1.15	1.35	1.6	1.5	1.44
<i>yearly average</i>		<i>1.95mgd</i>	<i>1.96mgd</i>	<i>1.98mgd</i>	<i>2.25mgd</i>	<i>2.30mgd</i>	<i>2.31mgd</i>	<i>2.27mgd</i>

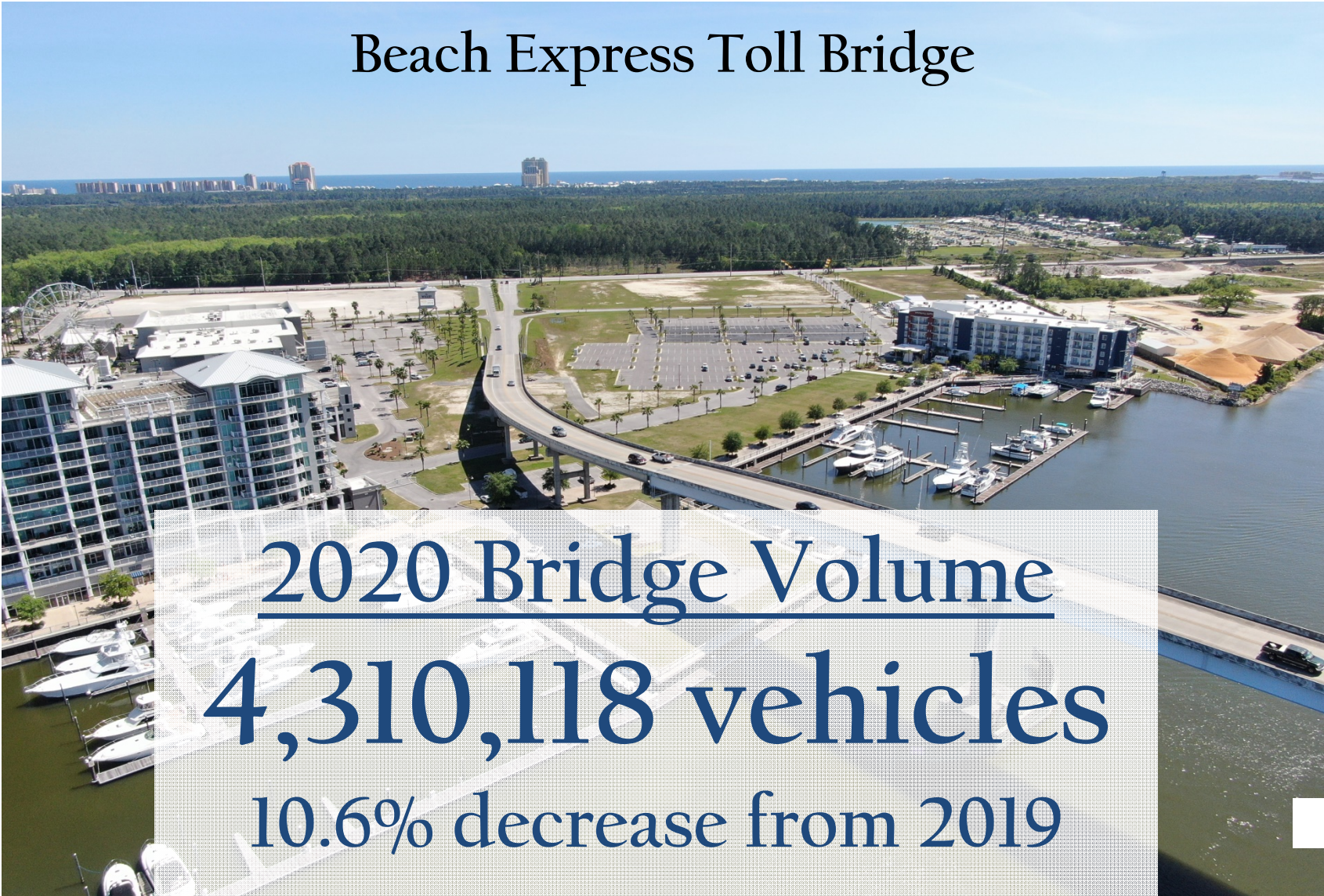
**mgd=million gallons per day*

New plant on line April 2011

“Sewer Flows Don’t Lie”

Orange Beach Population Indicators

Beach Express Toll Bridge



2020 Bridge Volume
4,310,118 vehicles
10.6% decrease from 2019

Alabama Cities by Population Rank	City	Population 2017
1	Birmingham	210,710
2	Montgomery	199,518
3	Huntsville	194,585
4	Mobile	190,265
5	Tuscaloosa	100,287
6	Hoover	84,920
7	Dothan	68,202
8	Auburn	63,973
9	Decatur	54,405
10	Madison	48,861
11	Florence	39,852
12	Phenix City	36,219
13	Prattville	35,498
14	Gadsden	35,409
15	Vestavia Hills	34,291
16	Alabaster	33,202
17	Opelika	30,240
18	Enterprise	28,247
19	Bessemer	26,386
20	Daphne	25,960
101	Orange Beach	6,029

Orange Beach Population Rank in Alabama

Peak Summer Season: ~110,000*

Year-round average: ~50,000

Winter Season: ~35,000*

U.S. Census: 6,029

*All population estimates (~) by season include permanent residents, tourist, workforce, service & support employees, day-trippers, etc.

Orange Beach
Population Rank
in Alabama

#5

June July

#10

Mar Apr May
Aug Sept Oct

#15

Nov Dec Jan
Feb

#101

U.S. Census

“Protecting Our Brand”



**LEAVE ONLY
FOOTPRINTS**



We are the Stewards of Alabama's
Beaches and Natural Resources

Attracting Family-
Oriented Events



Bama Coast Cruise

“If You Vacation Out of State...
Give Us a Look!”



Wolf Bay Sunset

“Protecting Our Brand”



Approved design



Encouraging and Guiding Coastal Style and Design for New Development - Creating the Image of Orange Beach



Proposed design

Dollar General and Tom Thumb are examples.



Approved design

NEW ORANGE BEACH MIDDLE / HIGH SCHOOL OFFICIALLY OPENED IN AUGUST



PERFORMING ARTS CENTER



- The project is a partnership between the Orange Beach City Council and the Baldwin County Board of Education. While the school will greatly benefit from the center, it will be a facility for the entire community.
- The 35,000-square-foot center will include a 710-seat main theatre, a black box theatre that can seat around 175 for intimate performances, and dance classroom.



PERFORMING ARTS CENTER



Main stage seating area



On main stage



Black box theatre

NEW PUBLIC WORKS FACILITY



- With the city's donation of the 40-acre property for the construction of the new Orange Beach High / Middle School and Performing Arts Center on Canal Road, the Public Works Department moved from William Silvers Parkway to the new site off the Foley Beach Express, behind Columbia Southern University and Baldwin EMC.

NEW PUBLIC WORKS FACILITY



- The facility opened in early 2021. Sun Coast Building won the contract to build the structure with a low-bid of \$1.18 million. The rest of the work such as electric and plumbing, were bid and awarded separately, and Public Works crews handled many tasks.
- This new public works facility brings all aspects of the department under one roof for the first time since the city was incorporated.

NEW UTILITIES OFFICE & WAREHOUSE



- With the city's donation of the 40 acres for the new school, the city's utilities (sewer) department also had to move out of its office building and warehouse.
- The new buildings are at the sewer plant site, which is located southwest of the Sportsplex.

FUTURE MAKO ATHLETIC FACILITIES



NUMBER	REVISION	DATE



 ENGINEERING - SURVEYING - CONSTRUCTION MANAGEMENT

ORANGE BEACH HIGH SCHOOL CAMPUS
 CONCEPTUAL LAYOUT
 CITY OF ORANGE BEACH

SCALE:	1"=50'
DATE:	MARCH, 2021
DRAWN BY:	
CHECKED BY:	
SHEET:	1 OF 1

NEW COASTAL RESOURCES OFFICE



- The new headquarters for Coastal Resources is on Cotton Bayou. Coastal Resources keeps our beaches and waterways clean, enforces Leave Only Footprints, operates the Wildlife Center and handles maintenance of the portion of the Backcountry Trail in Orange Beach.
- The new building is located near Sportsman Marina, south of the dog park on Canal Road East.

NEW COASTAL RESOURCES OFFICE

- Marina improvements next to the new building now house Coastal Resources vessels and fire response vessels, and eventually research vessels from Auburn University.



NEW 24/7 ADULT FITNESS CENTER



- On the Recreation Center campus, a new 24/7 Adult Fitness Center is under construction.
- The new 17,400-square-foot adult fitness center will include a main open-space weight/cardio room (10,700 square feet of space), two group fitness rooms with a breakout wall (3,400 square feet total), and large locker rooms with saunas, showers and restrooms.
- Davis Architects and McCollough Architecture designed the building.

NEW 24/7 ADULT FITNESS CENTER



- The contractor is Stuart Construction, which won the contract with a low bid of \$2.96 million.
- The project is expected to be complete in the Summer of 2021.

NEW SMALL GYM COMPLETION




OB TENNIS CENTER RENOVATIONS



- The Orange Beach Tennis Center reopened in November after a complete renovation of all eight hard courts. Drainage was also improved on the Rec Center campus as part of the project.
- Ammons & Blackmon handled the drainage work and American Tennis renovated the courts. The combined low-bid contract was \$1.48 million.

SPORTSPLEX UPGRADES



- The expansion of the baseball field (Field 2) and softball field (Field 3) at the Orange Beach Sportsplex for Orange Beach High School. Completion expected in July 2021.
- Baseball field upgraded to seat 500 fans
- Softball field upgraded to seat 400 fans
- Davis Architects / McCollough Architecture designers
- \$2.4 million investment.

SPORTSPLEX UPGRADES



New Baseball Stadium Progress
“Home of the Orange Beach Makos”

PUBLIC SAFETY



- Upgrades to Fire Station 1 campus, building a new Fire Station 5 near The Wharf, and the Justice Center campus will be expanded. These improvements will be made possible through a \$50 million bond the city has issued.
- Orange Beach purchased two ambulances that were put into service in May 2019. A third ambulance will be added in late 2021.
- Improvements to city's emergency response has been outstanding.
- New OBFD Fireboat 2 was placed in service in 2021 through a Port Security Grant funding 80% of the vessel (38ft with 3 pumps)

PUBLIC SAFETY



PUBLIC SAFETY



Pardon Our Progress – Road Construction

CANAL ROAD WIDENING



Pardon Our Progress – Road Construction

CANAL ROAD WIDENING



Pardon Our Progress – Road Construction

CANAL ROAD WIDENING

- The Alabama Department of Transportation's Canal Road widening project is almost complete between William Silvers Parkway and State Highway 161.
- **Main Paving will be complete this week!**
- Following the main road resurfacing, the contractor will be resurfacing driveways and intersecting streets and we will have intermittent rolling lane closures. The construction of the Cypress Village decel lane will commence upon completion of the intersecting street/driveway resurfacing.
- When complete, this portion of roadway, which carried a daily average of over 18,000 vehicles in 2018, will be a five-lane highway including a designated center turn lane and 4-foot shoulders

CANAL ROAD NEIGHBORHOOD IMPROVEMENTS



Pardon Our Progress – Road Construction

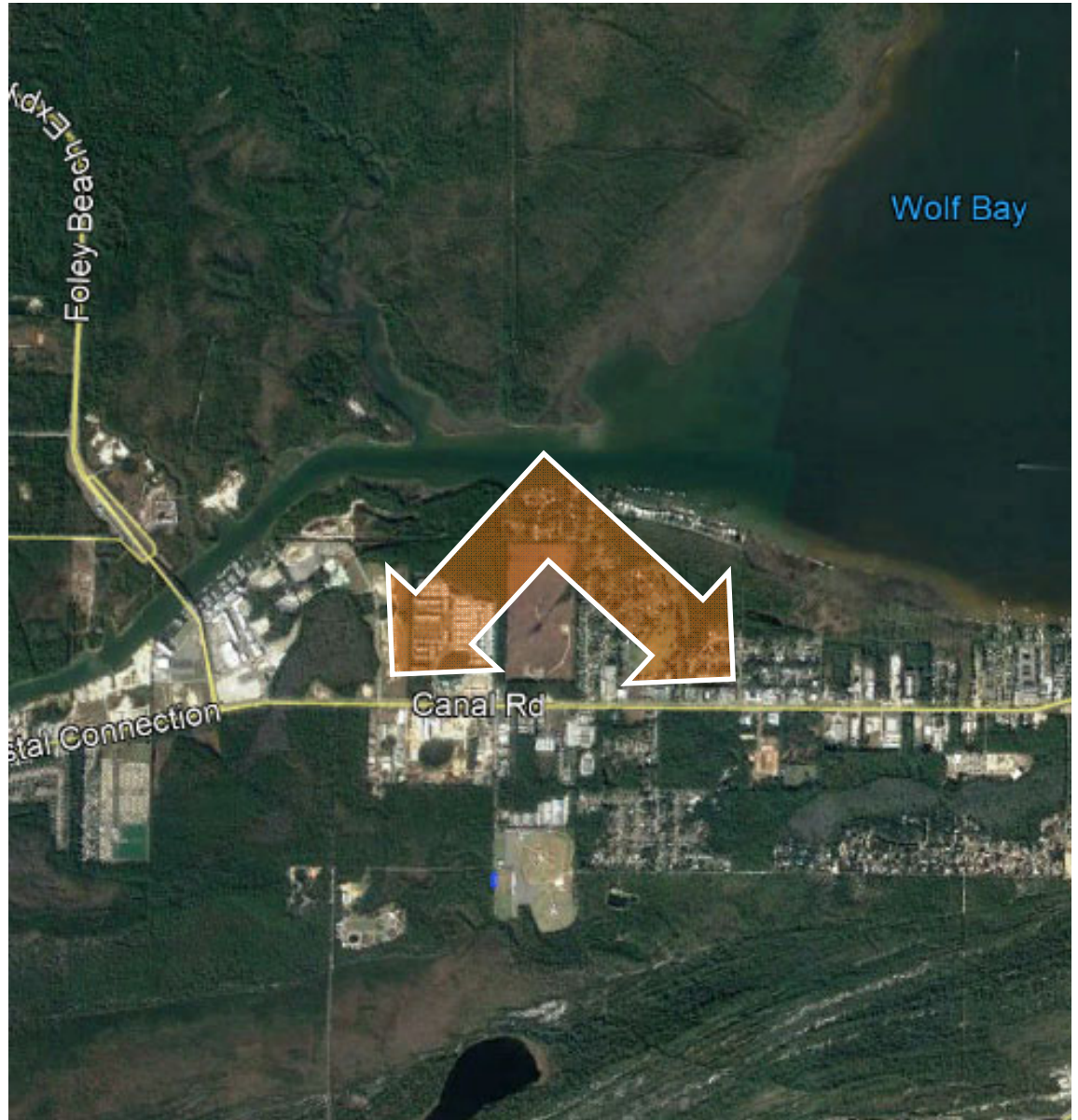
Other Improvements

- Work was recently completed that improved access to The Commons shopping center, where Cactus Cantina, McDonald's and many other businesses are located. A deceleration lane was added off Canal Road and the entrance was widened to three lanes to allow for better vehicle movement. Access improvements along 161 are also being studied.
- Additionally, a right turn lane is being added on Lauder Lane to improve traffic flow onto Canal Road.



CANAL ROAD SIDEWALKS

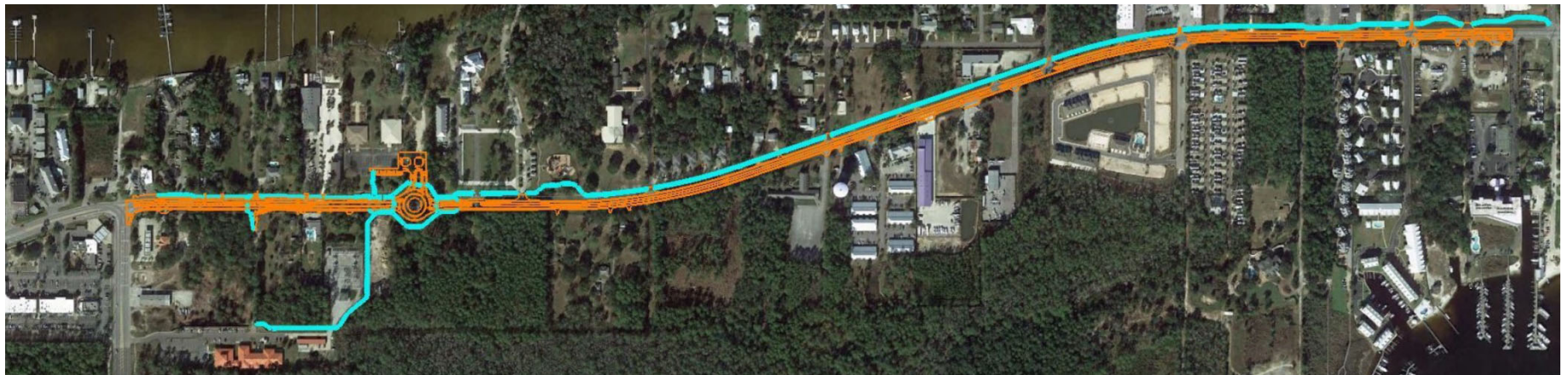
- Starting in late Summer or early Fall 2021, a 10-foot sidewalk will be added between Oak Street and East Wharf Parkway on the north side of Canal Road.
- The city was awarded a \$400,000 Transportation Alternatives Program (TAP) grant that will offset the \$1 million project.



Pardon Our Progress – Road Construction

EAST CANAL ROAD IMPROVEMENTS

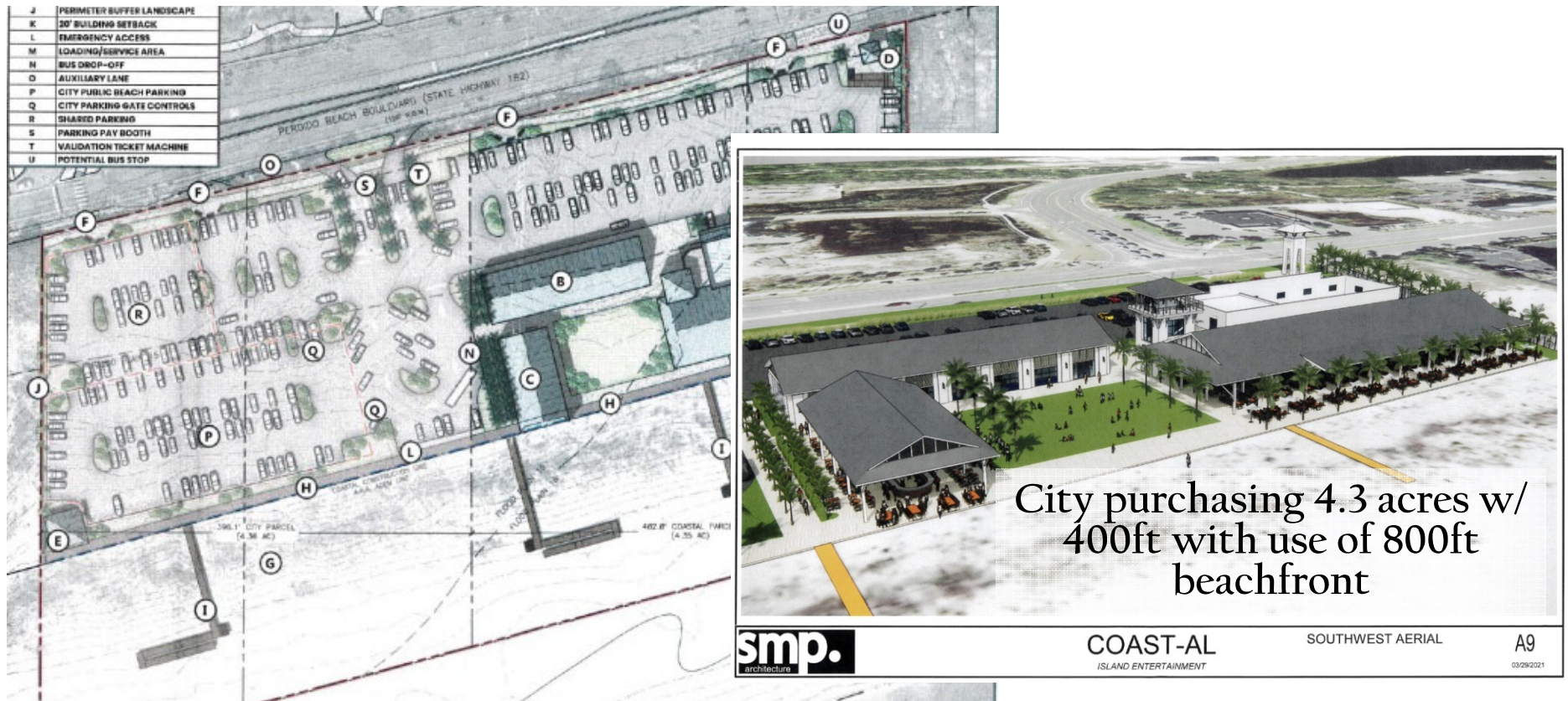
- Canal Road, east of Hwy. 161, will undergo widening from 161 to Wilson Boulevard. A traffic circle will also be added just east of the Adult/Senior Activity Center and public library complex.
- Additionally, a 10-foot multimodal path will replace the current sidewalks along the north side of East Canal Road, from Callaway Drive to Wilson Boulevard.
- The project's cost will be partially covered by post-BP oil spill RESTORE Act State Expenditure Plan funding.



EAST CANAL ROAD IMPROVEMENTS



Beach Development / Citizen Beach Access

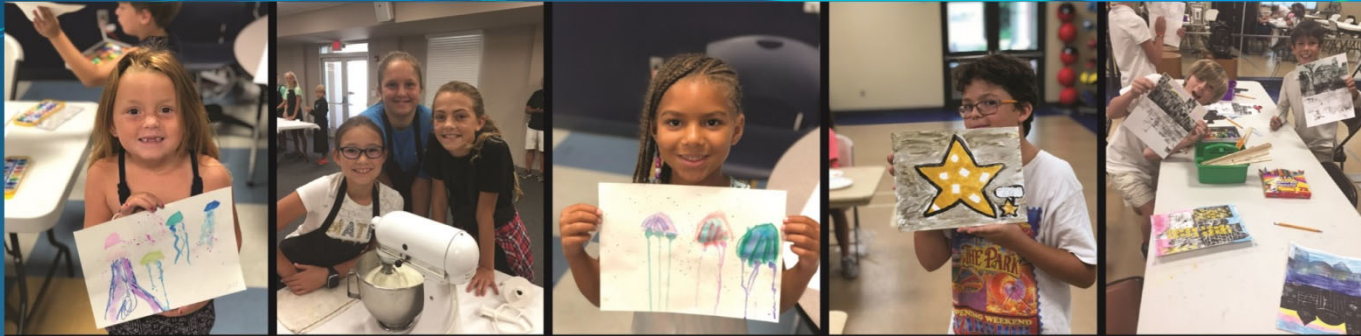


- A prime 8.7-acre beachfront lot once slated for two condo towers at heights of 37 and 36 stories and previously approved 276 units, now may be the future site of a beach for Orange Beach residents and the public to enjoy for generations to come as well as a family-friendly, stand-alone restaurant directly on the Gulf.

NEW PLAYGROUND AT KIDS PARK



The Orange Beach City Council approved a redesign and rebuild proposal from Playworld Preferred, Inc for the Edward H. Carroll, Sr. Kids Park playground at Waterfront Park., in an amount not to exceed \$409,924.00. Public Works will handle grading the site for construction as well as fencing. **COMPLETION: JULY 2021**



CITY OF ORANGE BEACH

Expect Excellence

Academics, Arts, Athletics

Over 400 kids in after-school program.



CITY OF ORANGE BEACH

Continuing Excellence

Enrichment, Arts & Athletics For Adults

Continuing Excellence

- Enrichment
- Computer Classes
- Arts
- Culinary
- Wellness Nutrition
- Written Arts
- Music
- Theatre
- Visual Arts
- Athletics
- Dance
- Poetry

STAY CONNECTED

ORANGE BEACH WEEKLY NEWSLETTER

Sign up online at www.orangebeachal.gov/community-newsletter to have the city newsletter emailed to you each Friday afternoon.

SIGN UP FOR CITY ALERTS

Sign up to receive important updates from the city via text message and/or email by texting **OBALERTS** to **888777** or visit the city's emergency management page at www.orangebeachal.gov/departments/emergency-management/city-alerts-sign.

INFO LINES

CITY INFORMATION LINE: 251-980-INFO (4636)

DAILY SURF/BEACH CONDITION INFO LINE: 251-981-SURF (7873)

CITY HALL: 251-981-6979

CITY COUNCIL MEETINGS

The City Council meets regularly on the first and third Tuesday of each month at 5:00 p.m. in the Council Chambers of Orange Beach City Hall. The regularly scheduled Council meeting begins at 5:00 p.m. and is immediately followed by the Committee of the Whole (work session) that sets the agenda for the next regular Council meeting. **Public comment and input is always welcome.**

Mayor Tony Kennon

QUESTIONS?
251-747-8282

“Life is Better Here...”



www.orangebeachal.gov